


goulburn.art

REGIONAL GALLERY



BETWIXT: SCULPTURES IN BECOMINGNESS

Scott Chaseling

13 October—11 November

...KIDS ART TRAIL...



Create NSW
Arts, Screen & Culture

RPGNSW
Regional and Public Galleries New South Wales Inc.

goulburn.art REGIONAL GALLERY is supported by the NSW Government through Create NSW

ABOUT THE ART TRAIL...

This art trail has been produced by Education Officer Sally O’Neill, Goulburn Regional Art Gallery for the exhibition *Betwixt: Sculptures in Becomingness* by Scott Chaseling 13 October—11 November. The art trail has been designed for students of any age to further their understanding of the content of the show through participating in small targeted theory and practical cross curricular activities.

ACROSTIC POETRY

Scott Chaseling’s work is about being in a place but feeling lost. Write an acrostic poem for the word ‘place’ by using each letter of the word to begin a new sentence relating to the idea

P _____

L _____

A _____

C _____

E _____

1+1+1+1....= A WHOLE!

Scott Chaseling uses lots of small circles joined together to make his large works. Follow the instructions to colour the small squares below to make an image!

1	2	3	4	5	6	7	8	9	10	11	12	13	14	15	16	17	18
19	20	21	22	23	24	25	26	27	28	29	30	31	32	33	34	35	36
37	38	39	40	41	42	43	44	45	46	47	48	49	50	51	52	53	54
55	56	57	58	59	60	61	62	63	64	65	66	67	68	69	70	71	72
73	74	75	76	77	78	79	80	81	82	83	84	85	86	87	88	89	90
91	92	93	94	95	96	97	98	99	a	a1	a2	a3	a4	a5	a6	a7	a8
a9	b	b1	b2	b3	b4	b5	b6	b7	b8	b9	c	c1	c2	c3	c4	c5	c6
c7	c8	c9	d	d1	d2	d3	d4	d5	d6	d7	d8	d9	e	e1	e2	e3	e4
e5	e6	e7	e8	e9	f	f1	f2	f3	f4	f5	f6	f7	f8	f9	g	g1	g2
g3	g4	g5	g6	g7	g8	g9	h	h1	h2	h3	h4	h5	h6	h7	h8	h9	i
i1	i2	i3	i4	i5	i6	i7	i8	i9	j	j1	j2	j3	j4	j5	j6	j7	j8
j9	k	k1	k2	k3	k4	k5	k6	k7	k8	k9	l	l1	l2	l3	l4	l5	l6

BLUE: 1-22, 26-32, 35-38, 45, 47-49, 53-55, 63, 66, 71-74, 81, 87-90, 92-94, a5, a7, a8, b-b3, c6, d, d1

RED: 23-25,33, 34, 41, 41, 43, 44, 46, 50-52, 58-62, 64, 65, 67-70, 76-80, 82-86, 95-a4, b4-c3, d2-e1, f1-g, h-h5, h8,h9,j7,j8

YELLOW: 39 ,56 ,57 ,75 ,g9 ,i6 ,i9 ,k5 ,k8

GREEN: 91, a6, a9, c4, c5, c7-c9, e2-e4, e5-f, g1, g2, g3-g8, h6, h7, i-i5, i7, i8, j-j6, k9-k4, k6, k7, k9-l6

BLACK: 42

CROSSWORD

Answer the following questions about the materials used in Scott Chaseling's works to complete the crossword

ACROSS

2. A thin material produced by pressing together moist fibres of cellulose pulp derived from wood

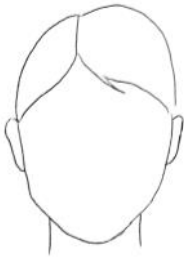

3. See through material that usually shatters when dropped

4. Footpaths are made of this

DOWN

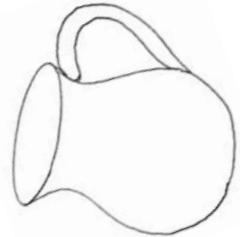

1. Made from glass this material can be used to see your reflection

2. Lots of household items are made from this material



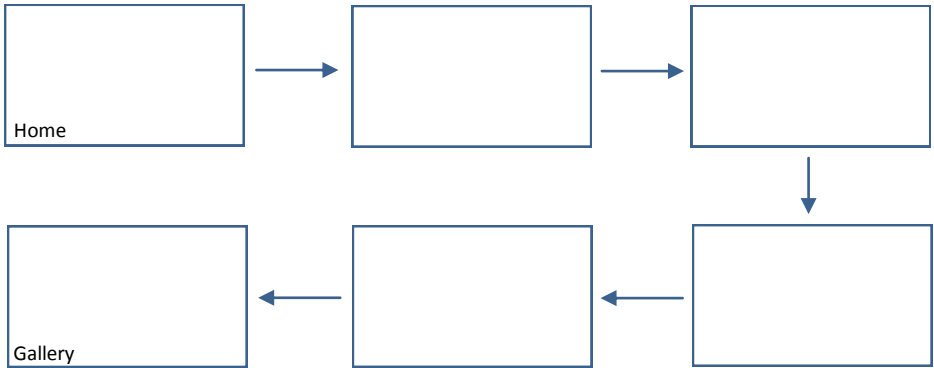
UPREDICTABLE FINISHES

Scott Chaseling likes to shock people by using unpredictable materials. Complete these pictures using random choices.




Works in Focus *Wish You Were Here*

Scott Chaseling's work is about moving between spaces; about being in a place and also being lost at the same time. Draw a map of your journey from your home to the Gallery by using the illustration below. Whilst you were travelling you were in transition; between places and in a place at the same time!



Think of somewhere you would much rather be and draw a picture of you in that place. In a way you are now in two places at once: your body is here but your mind is now in your favourite place!

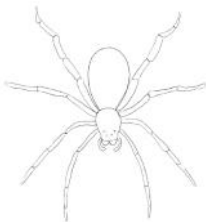


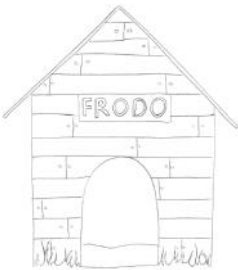


FIND-A-WORD

Find the following words that can be found in Cathy Laudenbach's photos:

FRIDGE	CHAIR	WINDOW	FLOOR	GLASSES
BED	WALLS	DOOR	WALLPAPER	FIREPLACE
TABLE	CROSS	CARPET	CUSHIONS	THROWRUG
TOYS	DRAWERS	ROOF	LOUNGE	PHOTOS
EGG CARTONS	LIGHT	CURTAINS	MIRROR	

M I R R O R C C R S S E D O O R H E C E
 E T H G I L U A T S N O I H S U C C H T
 G G C L A R R S O T A I R A R P T A A T
 F O L O R D T S L L A W E O N H B L I O
 L T D U W I O H P T N B I M L T E P R S
 O E R N F N F R I D G E L N G G L E G N
 O P A G S O H I O P N D I E D L A R W I
 R C W E Z U O T P H O T O S A O T I O A
 R A E G G C A R T O N S S O R C W F R T
 I S R G L A S S E S P L S A S Y O T H R
 A E S X Y U R E P A P L L A W W A L T U
 C B F R E T E P R A C T H R O W R U G C



MATCHY-MATCHY

Cathy Laudenbach's photos are of inside people's houses.

Match the animals below with

Works in Focus *Gundaroo Rooms 33*

Make a list of everything you can see in this photo _____

Make up a short sentence using 4 of the words you have written _____



What room of the house do you think *Gundaroo Rooms 33* is and why? _____

Who do you think lives in this house? A lady or a man? Old or young? And what sort of things do they like to do? _____

ABOUT THE ART TRAIL...

This art trail has been produced by Education Officer Sally O'Neill, Goulburn Regional Art Gallery for the exhibition *Cathy Laudenbach: Gundaroo Rooms* 13 October—11 November. The art trail has been designed for students of any age to further their understanding of the content of the show through participating in small targeted theory and practical cross curricular activities.

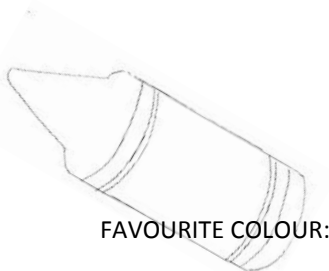
YOUR ROOM, YOUR LIFE, YOU...

From looking at the photos of the rooms by Cathy Laudenbach you can get a sense of who the people are that live there; what they like and dislike, their personality and possibly their age and gender. Draw a picture of your bedroom in the box.



ABOUT ME

Who are you? Answer the following questions about yourself. Could people guess these things about you from looking at your bedroom?



goulburn.art

REGIONAL GALLERY



CATHY LAUDENBACH: GUNDAROO ROOMS

13 October—11 November

...KIDS ART TRAIL...



Create NSW
Arts, Screen & Culture

RPGNSW
Regional and Public Galleries New South Wales Inc.

goulburn.art REGIONAL GALLERY is supported by the NSW Government through Create NSW